



Get your  
Advanced  
RPAS  
Flight  
Review at

## Humber Valley for only \$40!

Yes, It's true! Chief Flight Instructor, **Randall Thomas** has just received approval from the RPAS Centre Flight School in co-operation with MAAC to offer Advanced RPAS Flight Reviews to MAAC members at Humber Valley's field. And here's the best part. Randall can do these reviews for MAAC members at the crazy reduced price of only \$40.00. Yes, you heard that right. The market rate for Advanced RPAS Flight Reviews can range from \$250 to \$300. This is a GREAT deal and was only made possible by Randall who put in a tremendous effort to become certified as a Flight Reviewer and negotiate this ground-breaking deal between the RPAS Centre and MAAC.



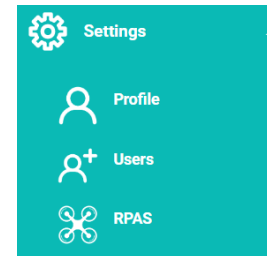
Please join me in a round of applause to Randall for getting this done. We can't thank you enough for everything you do for the club.

This is what we have all been waiting for and now there is no excuse for you not to push ahead and take your Advanced exam and get back flying again at Humber Valley!

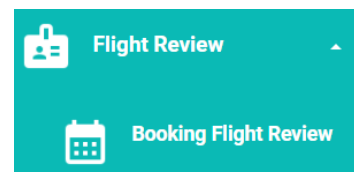
Here's how it will work. Once you have passed your Advanced RPAS Exam you can book your Advanced Flight Review with Randall. Follow the instructions given here. Once you have booked your review and paid the \$40. Randall will confirm the date and time of your review and send you further information of how you will be tested and what you need to bring.

### How to Book your Advanced RPAS Flight Review ...

- 1) Make sure you have a valid current 2024 MAAC membership.
- 2) If you already have an account with RPAS WILCO, then "LOG IN" at <https://www.rpaswilco.com/>.
- 3) If you don't have an account, you can "SIGN UP" at <https://www.rpaswilco.com/> and register an account with your email address. It is critical that your email address matches the one you use for your current 2024 MAAC membership. As long as it matches, RPAS WILCO will recognize you as a MAAC member and offer you the reduced Flight Review rate of \$40.00.
- 4) If you haven't already done so, you will have to enter your pilot user information along with your Transport Canada "PC" pilot certification number and also upload your pilot certificate. You can do this under the "Settings" menu and add yourself as a User.



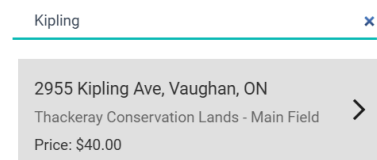
- 5) Also, from the same Settings menu, you will need to add at least one airplane (RPAS) and input its Transport Canada registration number and upload the registration certificate.
- 6) Now go to the left navigation bar and click on:



- 7) If the system can find your Pilot and RPAS information, you will be able to click on:



- 8) Now on the Map screen, the simplest way to find our field location for your Flight Review is to enter "Kipling" on the address search line and select the address at Thackeray Park. Click on the address and then click "Next".



- 9) Now use the Calendar screen to find an available time slot colored in green. From here it is a little tricky to explain. You sometimes have to find a narrow vertical scroll bar on the right and scroll down to pick an available time slot from the calendar and again scroll down to the "Next" button.
- 10) Then you will get to the point where you can input your credit card information and hit "Next" again.
- 11) Then you have to agree to the RPAS WILCO terms and "Submit". Again there are several scroll bars along the right side of the screen you may need to use to find the "Submit" button.
- 12) You will receive a confirmation email from AIM Robotics confirming your booking and fee. **Spoiler Alert:** they will charge you \$40.00 + 5.20 HST = \$45.20 which I don't think anyone bothered to mention along the way. Still a great deal though!
- 13) At some point before your scheduled review, Randall will contact you via email with instructions and some documents that you need to bring with you to your review. Please read these carefully and follow up with Randall prior to your review if you have any questions.
- 14) GOOD LUCK!



## Tips for your Flight Review

For your Flight Review, you will need:

- Your Driver's License
- Your RPAS Basic Pilot Certificate
- Proof of your RPAS Advanced Exam Passing Score
- RPAS Registration Certificate for your airplane
- To understand Emergency Procedures
- To know your Standard Operating Procedures
- A Site Survey for our field
- To produce a NAV Drone report based on instructions that will be provided to you by Randall.
- An understanding and the ability to complete Flight Logs and Maintenance Logs
- Your RPAS User Manual and Transmitter User Manual

## Make sure you Label your Airplane

You need to add your Transport Canada RPAS registration number on the outside of your model where it can be easily seen. Make your own label or use labels you can download from our web site in the Library/Club Documents section like this one below.

Model Aeronautics Association of Canada (MAAC) <a href="http://www.maac.ca">www.maac.ca</a> MAAC Office Phone: 1-855-359-6222		
MAAC # _____	Model: _____	
Transport CDA Registration: _____		
_____	_____	
Owner Name	Cell Number	

## RPAS WILCO and NAV Drone Apps

There are two apps that you can download to run on your smartphone or run the web versions on your computer at home before you come to the field. Here are some important things to know about these two requirements.



RPAS WILCO is an application developed by The RPAS Centre. It is available for free to MAAC members. You identify **where**, **when** and **what** you plan to fly and the app generates the required Site Survey. The survey tells you

the class of airspace you are in (always Controlled Class C for Humber's field), and what aerodromes are nearby. It also provides you with the Canada Flight Supplement (CFR) tables for each nearby aerodrome with the phone number to call in case of a fly away. Each survey refers to your planned flight as a "Mission".



The NAV Drone application is provided free by NAV Canada. While the Site Survey gives you all the information about **where** you plan to fly, The NAV Drone app gives you the **permission** you need from NAV Canada to enter/use the

airspace at that location. For some reason, NAV Drone refers to your flight as an "**Operation**" rather than a "**Mission**". You just have to get used to these odd words to refer to your flight.

Some pilots find it easier to perform these functions before coming to the field on a computer rather than on a small screen smart phone. Here are the links you can use:

<https://dashboard.rpaswilco.com/#/login>

<https://portal.navdrone.ca>

**NOTE:** You will need to know how to use both the web based and mobile application for NAV Drone. You should always have the mobile version with you as it has important information that you need during your review.

## And in other news...

### Vote on the Constitution – RESULTS



The vote for changes to the constitution was closed on April 30, 2024 and both motions have passed. Here are the results:

- Motion 1:
  - o 34 in favor
  - o 1 abstained
- Motion 2:
  - o 34 in favor
  - o 1 abstained

The **first motion** dealt with the fact that our constitution required the club to be affiliated with MAAC and carry MAAC insurance. The change involved removing specific references to MAAC. The **second motion** dealt with what would happen to the club's assets if the club was dissolved.

The changes have now been incorporated into the constitution and the new version dated May 5, 2024 has been posted to the club web site in the Library/Club Documents section.

## Notice: Orillia Aero Modelers Swap Meet

Sat June 15, 2024, Rain Date June 16, 2024  
9:00 am until 12:00 noon

FIELD - 2734 CAMBRIAN RD SEVERN TOWNSHIP P0E 1N0  
Location: 44.731530, -79.399930

Free for all to attend: Bring your RC related items and set up a table behind your car, truck or van and sell your R/C items. Then fun fly until 5:00 pm event is free for all to attend. A BBQ lunch will be at 12:00 pm, there is a charge for a burger and a soft drink, soft drinks/water will also be available. Washroom on sight. Setup for swap @ 8:00am free event for all to attend.

All pilots must have their MAAC insurance ID and RPAS certification.

## Your 2024 Club Executive

- President, Zoltan Pittner..... (416) 823-0796
- Past President and Editor, Tom Gottlieb ..... (647) 642-8100
- Vice President, Paul McMillan ..... (647) 618-8291
- Treasurer & Membership, Bruce Gillespie..... (416) 741-4385
- Secretary, Gaetano Nicolò ..... (647) 987-0619
- Program Director, Vacant .....
- Field Officer, Paul Mazzotta ..... (416) 578-4492
- Chief Flight Instructor, Randall Thomas ..... (647) 545-5494
- Chief Safety Officer, Randall Thomas..... (647) 545-5494