



## Announcing Humber Valley's Into IMAC Challenge and BBQ

Sunday Aug 12, 2015  
10:00AM to 2:00PM



And now for something completely different... We picked up this idea from the Great Hobbies web site. This is an introductory IMAC competition event for any

Humber Valley Pilot or friend. All participants must

- Have valid MAAC Insurance
- Be a cleared pilot, and
- Fly within our noise rules

A full IMAC competition requires the pilot to fly a sequence of 10 maneuvers (shown right) without missing a beat. This introductory challenge is for pilots of all skills. All you have to do is fly 4 maneuvers in sequence (shown next page). Should be easy, right? The rules of this event are posted below.

Prizes? You get a great flying opportunity, great fun, great friends, great field, and great food and you want prizes too? This time the top 3 finishers get double the contest entry fee in cash (2 X \$0.00 = \$0.00) and bragging rights for a whole year. Can't beat that!



## Humber Valley IMAC Challenge Rules

### What's the challenge?

- Each pilot flies these four maneuvers in a row (see next page)
- If you get confused and have to reposition yourself in between two maneuvers, you lose 1 point.
- Each maneuver is rated by the judges: 4 points = excellent, 3 points = good, 2 points = a bit messed up, 1 point = very messed up!
- You get two tries, each scored separately. The pilot with the most points in a single try wins!

Note: 4 maneuver challenge sequence is shown on the following page. Maneuvers are:

- Roll
- Half Cuban
- Stall Turn
- Loop

## Your 2012 Executive

President, Paul McMillan ..... (905) 851-7387  
 Past President, Pat Knight ..... (416) 225-2687  
 Vice President & Editor, Tom Gottlieb..... (416) 781-3189  
 Treasurer, Bruce Gillespie ..... (416) 741-4385  
 Program Director, Jon Holmes ..... (416) 614-0052  
 Field Officer, Ernie Dawson..... (416) 247 7750  
 Chief Instructor/Safety Officer, Tony Phan. (416) 436-8088

## Other Appointed Positions:

Web Master, Barry Collingwood ..... (416) 925-6588  
 Librarian, Roy Gee ..... (416) 749-8793

## IMAC BASIC Sequence – Just for Fun!

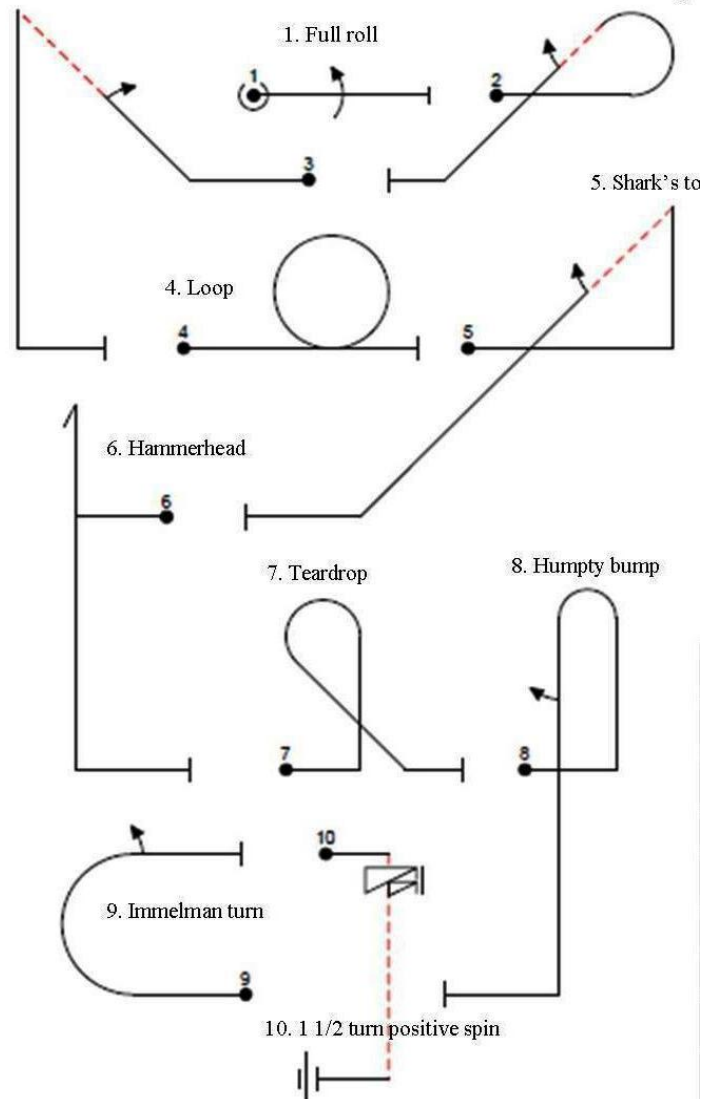
If you had fun with the IMAC challenge sequence why don't you try the official IMAC Basic Class sequence? It's a similar level of difficulty; the only difference is that there are 10 maneuvers instead of 4. These maneuvers are not that hard for any intermediate flyer if you do them one at a time. But when you put them together in a prescribed sequence, things get a lot more interesting (and difficult). Welcome to the world of IMAC. Take this diagram to the field and practice! We found a great video online showing an experienced pilot doing the whole pattern. Watch it first and then try it yourself. See:

<http://electricdan.wordpress.com/2011/11/30/imac-2012-basic-video/>

Reverse

shark's tooth



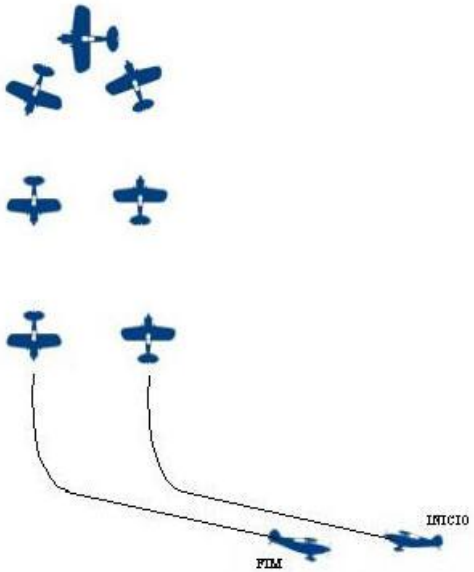
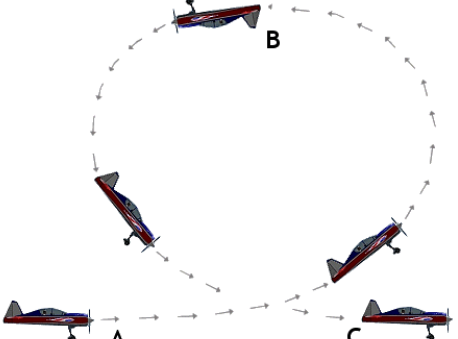
2. 1/2 Cuban eight



Pilots with advanced skills may attempt to demonstrate the full 10 maneuver sequence for thrill of the crowd after the IMAC Challenge event.



**Here are the 4 maneuvers for the IMAC Challenge:**

<p>1) Roll</p> 	<p>An ideal roll looks like...</p> <ul style="list-style-type: none"><li>• The altitude doesn't change</li><li>• You finish with your wings horizontal</li></ul>
<p>2) Half Cuban</p> 	<p>An ideal half Cuban looks like...</p> <ul style="list-style-type: none"><li>• A smooth, constant part loop</li><li>• The half ` is well centered</li></ul>
<p>3) Stall Turn</p> 	<p>An ideal stall turn looks like...</p> <ul style="list-style-type: none"><li>• The lines are perfectly vertical</li><li>• The plane pivots on itself</li></ul>
<p>4) Loop</p> 	<p>An ideal loop looks like...</p> <ul style="list-style-type: none"><li>• The radius is constant</li><li>• The wings remain level</li></ul>